

#Jenny



Finally I get this ebook, thanks for all these I can get now!

#Rio



Cool! I'am really happy

#Markus Jensen



I did not think that this would work, my best friend showed me this website, and it does! I get my most wanted eBook

#Hun Tsu



wtf this great ebook for free?!

#Che Salsa




My friends are so mad that they do not know how I have all the high quality ebook which they do not!

#Diego Butler



so many fake sites. this is the first one which worked! Many thanks

**Section 07 ELECTRICAL**  
Subsection 06 (MPEM (MULTI-PURPOSE ELECTRONIC MODULE))




If there is no continuity, the fuse block can be substituted.  
Check following circuit continuity. Also check that there is no short circuit between circuit wires.

MAIN WIRING HARNESS WIRES		
WIRE COLOR	WIRE CONNECTORS AND POSITIONS	RESISTANCE
YELLOW	C-09	C-16, 17
ORANGE		0.1 Ω max.

1. Blower switch to main wiring harness connector.  
If there is no voltage at switch, check fuse block again. See section Fuse Block Supply.  
Disconnect C-16 and C-17 connectors from fuse block. Check continuity between the following pins.


FUSE BLOCK		
CONNECTOR	RESISTANCE	
C-16 20 positions, pin 5	C-16 2 positions, pin 5	0.1 Ω max.
C-16 20 positions, pin 17	C-16 2 positions, pin A	



1. Blower to main wiring harness connector.

**TYPICAL WIRING - SEE TABLE FOR WIRING TO BE CHECKED**

1. Blower
2. Blower connector
3. Blower connector



1. Blower to main wiring harness connector.

[Download PDF version of :](#)  
**Free Service Manual For Sea Doo Challenger 1997**